

**Level 1**  
**ASL SUBJECTS**  
**END of BENCHMARK 1**  
**EVALUATION**



**Name:**\_\_\_\_\_

**Date:**\_\_\_\_\_


# Directions


- Items 1 through 10 ask students to identify the “SUBJECT” of various WHO and WHAT gifs. Review the examples together before each section.
- Items 11 through 15 ask students to identify the SUBJECT in an ASL sentence as well as its type. Review the example provided for you.
- Item 16 asks students to categorize images into WHOs and WHATs by drawing lines to connect the image with the appropriate category. Review the example provided.
- Items 17 through 25 ask students to apply meaning making strategies. Given a potential PREDICATE, students are to choose the SUBJECT that is most appropriate. Review the example provided.

**Circle the WHO in the following GIFs.**




**Example**







1.




4.




3.



2.



5.





2



**Circle the WHAT in the following GIFs.**




**Example**



6.





8.





7.



9.




10.



# Identify the subject in a sentence and its type.


Example:



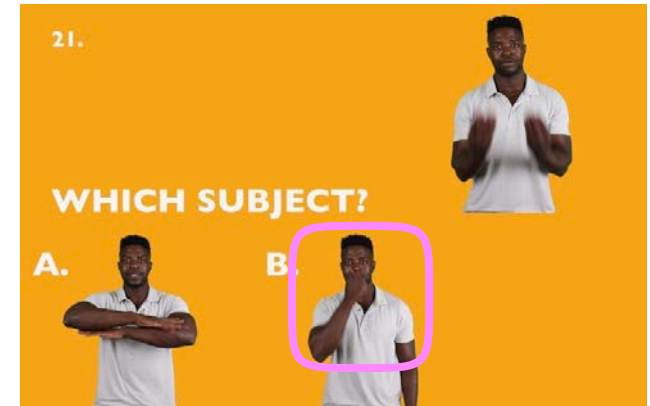
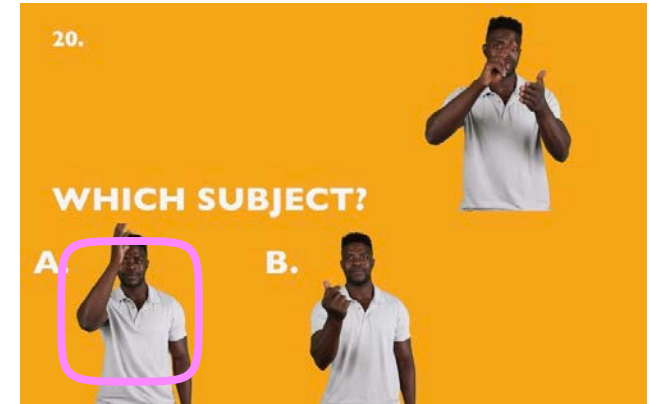
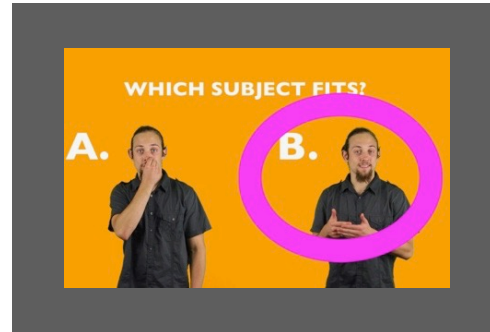


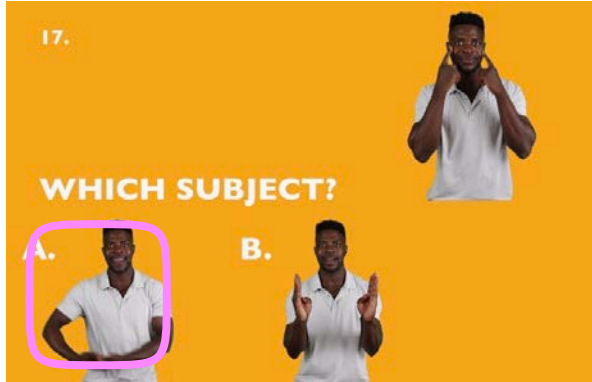
11.				
12.				
13.				
14.				
15.				



**16. Draw a line in order to categorize each image as a WHO or WHAT.**








22.

WHICH SUBJECT?

A.



B.




24.

WHICH SUBJECT?

A.




B.



23.

WHICH SUBJECT?

A.




B.




25.

WHICH SUBJECT?

A.



B.



Task	Score	Notes
Identifying WHO concepts.	/5	
Identifying WHAT concepts.	/5	
Identifying SUBJECTS/SUBJECT type in context.	/5	
Categorizing WHOs and WHATS.	/1	
Choosing appropriate SUBJECTS.	/9	
Overall Grade	/25	